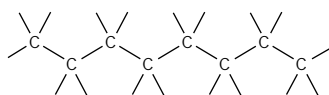


## Chemical Bonds and Groups - Part 1

©1998 by Alberts, Bray, Johnson, Lewis, Raff, Roberts, Walter <http://www.essentialcellbiology.com>  
Published by Garland Publishing, a member of the Taylor & Francis Group.

### CARBON SKELETONS

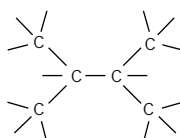
Carbon has a unique role in the cell because of its ability to form strong covalent bonds with other carbon atoms. Thus carbon atoms can join to form chains.



also written as



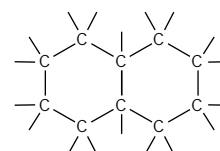
or branched trees



also written as



or rings



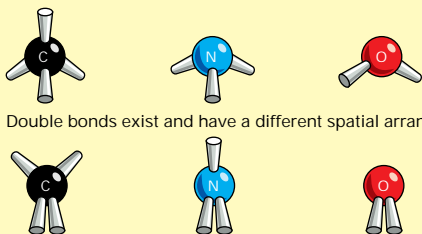
also written as



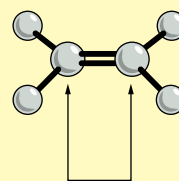
### COVALENT BONDS

A covalent bond forms when two atoms come very close together and share one or more of their electrons. In a single bond one electron from each of the two atoms is shared; in a double bond a total of four electrons are shared.

Each atom forms a fixed number of covalent bonds in a defined spatial arrangement. For example, carbon forms four single bonds arranged tetrahedrally, whereas nitrogen forms three single bonds and oxygen forms two single bonds arranged as shown below.



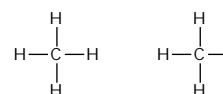
Double bonds exist and have a different spatial arrangement.



Atoms joined by two or more covalent bonds cannot rotate freely around the bond axis. This restriction is a major influence on the three-dimensional shape of many macromolecules.

### C-H COMPOUNDS

Carbon and hydrogen together make stable compounds (or groups) called hydrocarbons. These are nonpolar, do not form hydrogen bonds, and are generally insoluble in water.

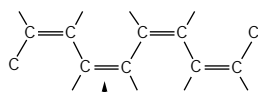


methane

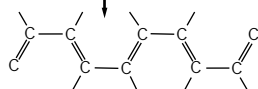
methyl group

### ALTERNATING DOUBLE BONDS

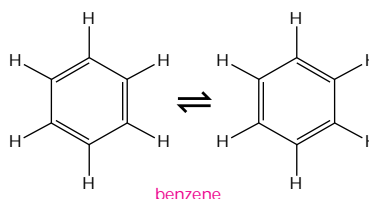
The carbon chain can include double bonds. If these are on alternate carbon atoms, the bonding electrons move within the molecule, stabilizing the structure by a phenomenon called resonance.



the truth is somewhere between these two structures

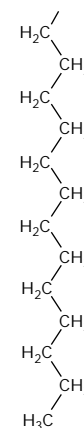


Alternating double bonds in a ring can generate a very stable structure.



benzene

often written as



part of the hydrocarbon "tail" of a fatty acid molecule